


Load Transfer Datasheet

Using Iседio products ensures that shear loads are safely transferred across the joint through dowels. We recommend referring to *TR34 – Fourth Edition – Concrete Industrial Ground Floors* to determine the dowel capacity.

Section 6.5 of TR34 provides guidance on the calculation of dowel capacities for the following failure modes.

ArmourJoint
Adjustable

ShieldJoint
Adjustable



Dowel Shear Capacity

The shear capacities for the plate dowels provided in the table below have been calculated using equation 18 of TR34.

Dowel Type	Thickness (t) (mm)	Finish*	Shear Area (0.9xA) (mm ²)	Capacity (P _{sh plate}) (kN)
150 x 150 x 6	6	Black	810	116.2
150 x 150 x 8	8	Black	1080	200.0
150 x 150 x 12	12	Black	1620	300.1

* Dowels are available in HDG and stainless steel upon request.

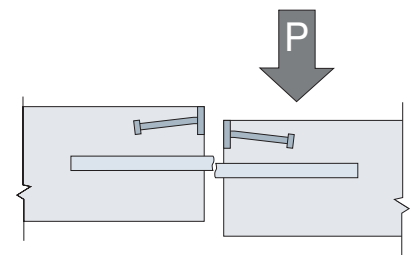
In most situations, at the point of ultimate load, the concrete would typically fail before the dowel.

Dowel Bearing/Bending Capacity

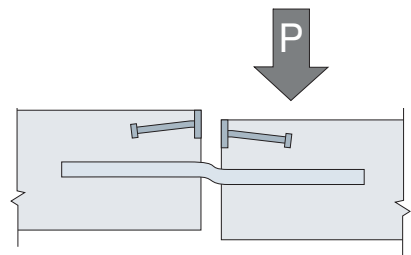
Bearing/Bending is a combined failure mode that checks the bending capacity of the dowel as well as the bearing capacity of the surrounding concrete. Equation 19 of TR34 defines the bearing/bending capacity of a dowel.

Punching Shear (Bursting Forces)

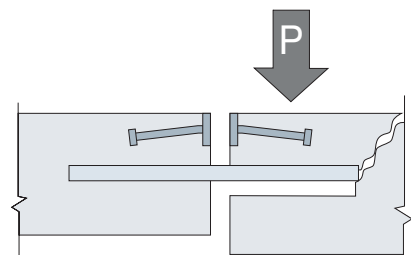
Section 6.5.3 of TR34 recommends calculating the bursting load of the concrete by adapting the EC2 approach for punching failure using an effective depth of 0.75 times the minimum depth between the dowel and the surface of the concrete slab, either on the top or bottom.



Dowel Shear Capacity




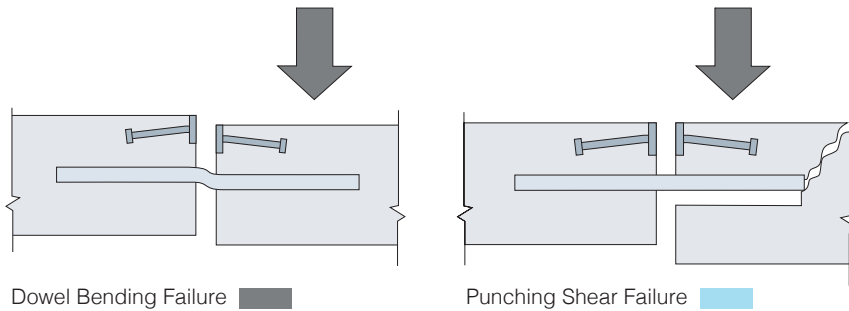
Dowel Bearing/Bending Capacity



Punching Shear (Bursting Forces)

Design Capacities: ArmourJoint Adjustable

The table below provides the ultimate limit state (ULS) design capacity for 6mm, 8mm and 12mm plate dowels with 600mm spacing in C32/40 concrete.



ArmourJoint Adjustable

Design shear capacity of Iseidio ArmourJoint Adjustable in C32/40 concrete with a dowel spacing of 600mm (kN/m)

Dowel Size (mm)	Joint Opening (mm)	Joint Size 100 - 130 Slab Depth (mm)			Joint Size 130 - 150 Slab Depth (mm)		
		100	110	120 - 130	130	140	150
150 x 150 x 6	10	13.0	17.8	19.7	20.5	26.4	28.6
	20	13.0	17.8	19.7	20.5	26.4	28.6
	30	12.9	17.7	19.6	20.4	26.2	28.4
150 x 150 x 8	10	12.5	17.3	19.1	19.9	25.8	27.9
	20	12.5	17.3	19.1	19.9	25.8	27.9
	30	12.4	17.2	19.1	19.9	25.6	27.7


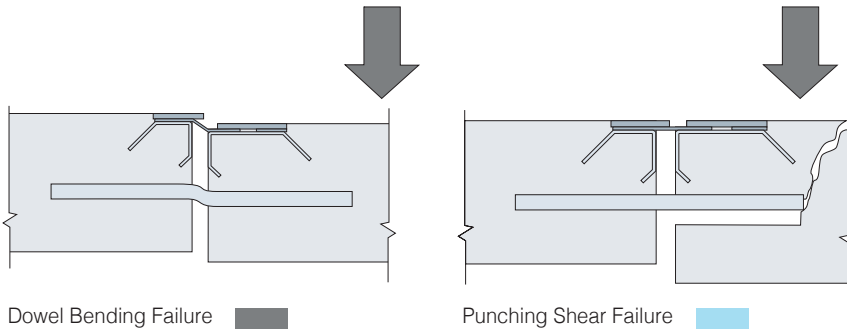
Dowel Size (mm)	Joint Opening (mm)	Joint Size 150 - 200 Slab Depth (mm)			Joint Size 200 - 250 Slab Depth (mm)			
		150	160	170 - 200	200	210	220	230 - 250
150 x 150 x 6	10	26.4	32.9	35.3	39.4	47.1	55.5	60.5
	20	26.4	32.9	35.3	39.4	47.1	46.9	46.9
	30	26.2	30.4	33.5	33.5	33.5	33.5	33.5
150 x 150 x 8	10	25.8	32.2	34.6	38.5	46.3	54.6	59.6
	20	25.8	32.2	34.6	38.5	46.3	54.6	59.6
	30	25.6	32.0	34.4	38.4	46.1	54.5	59.3
150 x 150 x 12	10	24.5	30.9	33.2	37.1	44.7	53.0	57.8
	20	24.5	30.9	33.2	37.1	44.7	53.0	57.8
	30	24.4	30.7	33.1	36.9	44.5	52.8	57.5

Dowel Size (mm)	Joint Opening (mm)	Joint Size 250 - 300 Slab Depth (mm)				Joint Size 300 - 350 Slab Depth (mm)			
		250	260	270	280 - 300	300	310	320	330 - 350
150 x 150 x 6	10	60.0	69.4	73.7	73.7	73.7	73.7	73.7	73.5
	20	46.9	46.9	46.9	46.9	46.9	46.9	46.9	46.9
	30	33.5	33.5	33.5	33.5	33.5	33.5	33.5	33.5
150 x 150 x 8	10	59.0	68.5	78.5	84.3	83.7	94.7	106.4	13.1
	20	59.0	68.5	78.5	84.3	83.7	94.7	95.2	95.2
	30	58.9	68.2	71.6	71.6	71.6	71.6	71.6	71.6
150 x 150 x 12	10	57.3	66.5	76.5	82.2	81.7	92.5	104.0	110.6
	20	57.3	66.5	76.5	82.2	81.7	92.5	104.0	110.6
	30	57.1	66.3	76.2	81.8	81.3	92.1	103.8	110.3

Note: For any other configurations and for Iseidio ArmourJoint Fixed capacities, please contact the Leviat technical team on 01458 270 600 or email info.isedio.uk@leviat.com.

Design Capacities: ShieldJoint Adjustable

The table below provides the ultimate limit state (ULS) design capacity for 6mm, 8mm and 12mm plate dowels with 650mm spacing in C32/40 concrete.



ShieldJoint Adjustable

Design shear capacity of Isedio ShieldJoint Adjustable in C32/40 concrete with a dowel spacing of 650mm (kN/m)

Dowel Size (mm)	Joint Opening (mm)	Joint Size 100 - 130 Slab Depth (mm)		Joint Size 130 - 150 Slab Depth (mm)		
		100	110 - 130	130	140	150
150 x 150 x 6	10	13.2	16.7	18.9	24.3	26.4
	20	13.2	16.7	18.9	24.3	26.4
	25	13.2	16.7	18.9	24.3	26.4
150 x 150 x 8	10	12.8	16.2	18.4	23.8	25.8
	20	12.8	16.2	18.4	23.8	25.8
	25	12.8	16.2	18.4	23.8	25.8

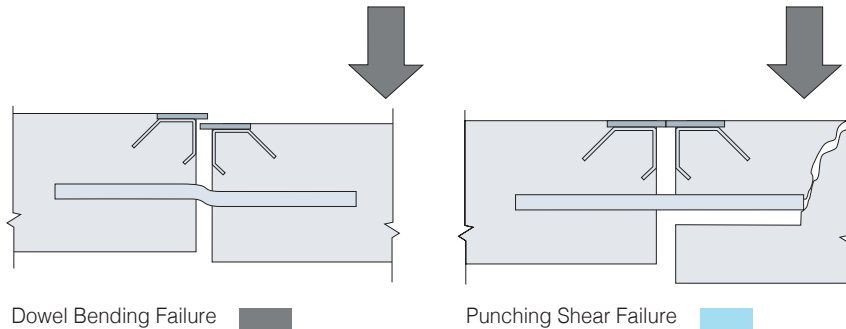
Dowel Size (mm)	Joint Opening (mm)	Joint Size 150 - 200 Slab Depth (mm)		Joint Size 200 - 250 Slab Depth (mm)			
		150	160 - 200	200	210	220	230 - 250
150 x 150 x 6	10	25.5	31.3	36.3	43.5	51.2	55.8
	20	25.5	31.3	36.3	43.3	43.3	43.3
	25	25.5	31.3	36.2	36.2	36.2	36.2
150 x 150 x 8	10	24.9	30.7	35.6	42.8	50.5	55.0
	20	24.9	30.7	35.6	42.8	50.5	55.0
	25	24.9	30.7	35.6	42.8	50.5	55.0
150 x 150 x 12	10	23.8	29.4	34.3	41.3	48.9	53.3
	20	23.8	29.4	34.3	41.3	48.9	53.3
	25	23.8	29.4	34.3	41.3	48.9	53.3

Dowel Size (mm)	Joint Opening (mm)	Joint Size 250 - 300 Slab Depth (mm)				Joint Size 300 - 350 Slab Depth (mm)			
		250	260	270	280 - 300	300	310	320	330 - 350
150 x 150 x 6	10	55.4	64.1	68.0	68.0	68.0	68.0	68.0	68.0
	20	43.3	43.3	43.3	43.3	43.3	43.3	43.3	43.3
	25	36.2	36.2	36.2	36.2	36.2	36.2	36.2	36.2
150 x 150 x 8	10	54.6	63.2	72.5	77.8	77.3	87.5	98.2	104.4
	20	54.6	63.2	72.5	77.8	77.3	87.5	87.8	87.8
	25	54.6	63.2	72.5	75.7	75.7	75.7	75.7	75.7
150 x 150 x 12	10	52.9	61.4	70.5	75.8	75.3	85.4	96.0	102.1
	20	52.9	61.4	70.5	75.8	75.3	85.4	96.0	102.1
	25	52.9	61.4	70.5	75.8	75.3	85.4	96.0	102.1

Note: For any other configurations please contact the Leviat technical team on 01458 270 600 or email info.isedio.uk@leviat.com.

Design Capacities: GuardJoint Adjustable

The table below provides the ultimate limit state (ULS) design capacity for 6mm, 8mm and 12mm plate dowels with 560mm spacing in C32/40 concrete.



Dowel Bending Failure

Punching Shear Failure



GuardJoint Adjustable

Design shear capacity of Isedio GuardJoint Adjustable in C32/40 concrete with a dowel spacing of 560mm (kN/m)

Dowel Size (mm)	Joint Opening (mm)	Joint Size 100 - 130 Slab Depth (mm)			Joint Size 130 - 150 Slab Depth (mm)		
		100	110	120 - 130	130	140	150
150 x 150 x 6	10	13.7	19.0	21.2	21.8	28.0	30.8
	20	13.7	19.0	21.2	21.8	28.0	30.8
	25	13.7	19.0	21.2	21.8	28.0	30.8
150 x 150 x 8	10	13.3	18.4	20.6	21.2	27.4	30.1
	20	13.3	18.4	20.6	21.2	27.4	30.1
	25	13.3	18.4	20.6	21.2	27.4	30.1

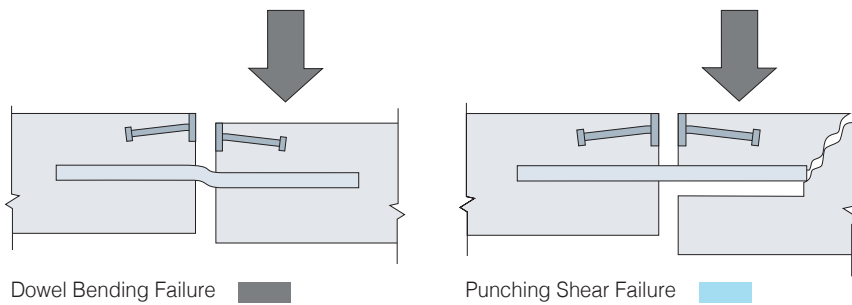
Dowel Size (mm)	Joint Opening (mm)	Joint Size 150 - 200 Slab Depth (mm)	Joint Size 200 - 250 Slab Depth (mm)		
		150 - 200	200	210	220 - 250
150 x 150 x 6	10	32.9	45.4	54.0	60.9
	20	32.9	45.4	50.3	50.3
	25	32.9	42.0	42.0	42.0
	10	32.1	44.6	23.1	60.0
150 x 150 x 8	20	32.1	44.6	23.1	60.0
	25	32.1	44.6	23.1	60.0
	10	30.8	42.9	51.3	58.1
150 x 150 x 12	20	30.8	42.9	51.3	58.1
	25	30.8	42.9	51.3	58.1

Dowel Size (mm)	Joint Opening (mm)	Joint Size 250 - 300 Slab Depth (mm)			Joint Size 300 - 350 Slab Depth (mm)		
		250	260	270 - 300	300	310	320 - 350
150 x 150 x 6	10	68.2	78.6	78.9	78.9	78.9	78.9
	20	50.3	50.3	50.3	50.3	50.3	50.3
	25	42.0	42.0	42.0	42.0	42.0	42.0
150 x 150 x 8	10	67.3	77.6	85.8	94.1	100.7	105.7
	20	67.3	77.6	85.8	94.1	100.7	102.0
	25	67.3	77.6	85.8	87.8	87.8	87.8
150 x 150 x 12	10	65.3	75.5	83.5	92.0	99.4	104.4
	20	65.3	75.5	83.5	92.0	99.4	104.4
	25	65.3	75.5	83.5	92.0	99.4	104.4

Note: For any other configurations please contact the Leviat technical team on 01458 270 600 or email info.isedio.uk@leviat.com.

Design Capacities: ArmourJoint, ArmourJoint-Lite and ExpaJoint with fixed height divider plate

The table below provides the ultimate limit state (ULS) design capacity for 6mm, 8mm and 12mm plate dowels with 600mm spacing in C32/40 concrete. Dowel position is considered at the mid height of the slab.



Design shear capacity of Isedio ArmourJoint Fixed, ArmourJoint-Lite and ExpaJoint in C32/40 concrete with a dowel spacing of 600mm (kN/m)

Dowel Size (mm)	Joint Opening mm	Joint Height (mm)					
		130	140	150	160	170	190
150 x 150 x 6	10	24.4	27.5	30.7	34.1	37.7	45.3
	20	24.4	27.5	30.7	34.1	37.7	45.3
	30	24.3	27.3	30.5	33.5	33.5	33.5
150 x 150 x 8	10	23.8	26.8	30.0	33.4	37.0	44.5
	20	23.8	26.8	30.0	33.4	37.0	44.5
	30	23.7	26.7	29.9	33.2	36.8	44.3
150 x 150 x 12	10	22.6	25.6	28.7	32.0	35.5	42.9
	20	22.6	25.6	28.7	32.0	35.5	42.9
	30	22.5	25.5	28.6	31.9	35.3	42.7

Note: For any other configurations please contact the Leviat technical team on 01458 270 600 or email info.isedio.uk@leviat.com.